


Fauget Elementary School




VIEW ENGLISH CLASS

Teacher Avery's English Class



PRIVILEGE

Welcome students!





Materials Needed

for Class

List the things students need to get ready before class. It can be a particular textbook, a specific assignment due for the day, or any specific materials for the topic you are about to discuss. You can also match it with corresponding photos or icons.

Class Objectives and Rules




PREVIEW

Rules provide the structure necessary for an engaging and productive class. Keep it simple and easy to follow. It can be adjusted for different situations or very specific situations.

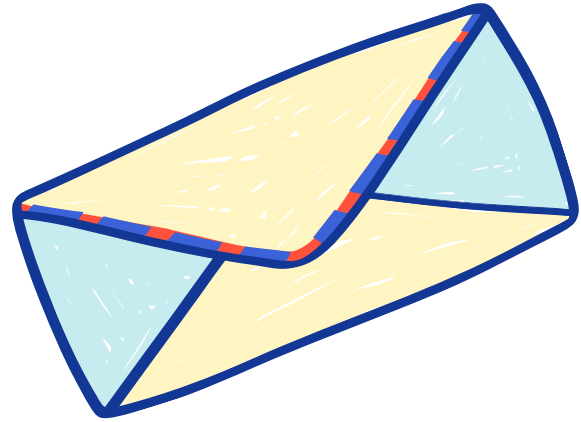
Objectives inform students the learning outcomes of the class. What will they know? What will they be able to do? Why is this important to know? It's an effective way to assess their learning progress.

Today's Discussion

PRIVIEW



Discussing a lesson plan certainly boosts students' interest and engagement. Aside from saving the day, it allows them to think deeply, create connections, and get different perspectives on the subject matter.



Concepts and Definitions

PRIVIEW



Get all ready by introducing the lesson's key concepts and its corresponding definitions.

Use this page as many times as needed to give you more space for discussion. Pair the concepts and definitions with relevant images too for a more visualized presentation of the lesson.

Examples and Illustrations

PRIVILEGE

Example 1

.....
.....

.....
.....

Example 3

.....
.....




Exercise

Add instructions and guidelines. You can also
set in a amount of time allotted for this.

PRIVIEW

Individual exercises extend a student's grasp of the lesson. It allows them to synthesize on
their own and think of ways they can apply their new learnings in real life. Duplicate this
page as many times as needed to give you more space for discussion.

PRIVIEW



Question 1: Write the question you want to ask your students and allot space for the answers.

Question 2: Write the question you want to ask your students and allot space for the answers.

Question 3: Write the question you want to ask your students and allot space for the answers.

Activity Time

Add instructions or guidelines here. You can
put in the amount of time allotted for this



PRIVILEGE

Like all other student-led activities that can be done by pairs or by group widen their grasp and interpretation of the lesson. Be creative with the activity. Duplicate this page as many times as needed to give you more space for discussion.

Additional Resources

PRIVIEW

Photos or screenshots of relevant articles are also effective in incorporating class lesson. Maximize this space for additional resources you want to share with your students. It's something they can look back on or search online in case they need a refresher. Duplication is not a major concern as needed.



Class Recap



Cap off a productive class with a summary of key points students can easily remember. You can also provide a recap for the class as a way of reinforcing everything discussed.

Recaps can also be led by students for a more enriching experience. Summaries and recaps also reinforce the objectives laid out before the class started.

Homework

PRIVIEW


Add instructions here. You
can also add details on when
to submit.





PRIVATE

THANK YOU



See you next time!